


**Reading/English Language Arts  
and Social Studies  
Summer Enrichment Packet  
for Rising 5th Graders**



**Prince George's County Public Schools  
Division of Academics  
Department of Curriculum and Instruction**

## Summer Enrichment Packet Rising 5th Graders

You have learned so much in school this year! It is important that you keep your brain active over the summer to be ready for next year. In this packet, you will find a calendar of activities to last you all summer long. We have also incorporated a Summer Project. Once you have completed an activity, have a family member initial in the box on the calendar. Create a journal that you can use to note your thoughts, ideas, and any work you complete. Be sure to enter the date in your journal for each assignment you do.








### **Directions: (for parents)**

- **Families should preview the calendar together.** There are some activities that may require advanced planning.
- **Students should read for at least 30 minutes each day.**
  - ❖ **Students will need a Reader's and Writer's Journal to complete the summer work.** The journal will be a personal space completing the daily calendar work and writing. They can purchase one, or they can make a journal by stapling several pieces of paper together or by using a notebook/binder with paper. Students should be creative and decorate the journal. Specific journaling tasks are given some days, but students may also journal after each day's reading, noting things that stood out, questions that they have, or general wonderings about the text.
- **Each journal entry should:**
  - ❖ Have the date and assignment title.
  - ❖ Have a clear and complete answer that explains the student's thinking and fully supports the response.
  - ❖ Be neat and organized.
- **Use the chart on the last page of this packet to record all of the books read during summer vacation.**

**Summer Enrichment Packet  
Rising 5th Graders**


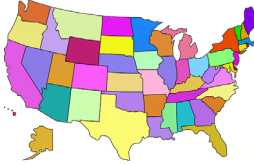

Directions: Keep your reading and writing skills sharp for next year by completing these activities.

**JUNE**

Sunday	Monday	Tuesday	Wednesday	Thursday	Friday	Saturday
Fluency	Comprehension	Journal Entry/Writing	Vocabulary	Word Work	Technology	Library Day
						

**Prince George's County Memorial Library also has a summer reading program.  
To participate, visit: <https://www.pgcmls.info/>**



Information about Barnes and Noble's reading incentive is available at <a href="http://www.barnesandnoble.com/summerreading/index.asp">http://www.barnesandnoble.com/summerreading/index.asp</a> .	A free e-book library (in English, Spanish, or Dual Language) is available in June and July for all students from: <a href="https://benchmarkeducation.com/distancelearning">https://benchmarkeducation.com/distancelearning</a> .	Visit <a href="http://www.manythings.org">www.manythings.org</a> to see games and activities that support English Language Learners.	The public library has on-line book options and may be accessed for many of the activities listed.	Visit your local public library or use the link above to view a copy of the Summer Reading List. Select at least two recommended books (one fiction and one non-fiction) that are just right for you!
--	--	--	--	---

<b>Week 1</b>	Practice this tongue twister: "Wunwun was a racehorse, Tutu was one, too. Wunwun won one race, Tutu won one, too". When you've learned it, challenge your family to say it with you!	Tell a family member about the book that you are reading.  If it is a fiction book, describe the main character and the problem(s) they face. If it is non-fiction, share the author's main idea, or an interesting fact that you have learned.	Start a Reader's & Writer's Journal. For each text you read, use your journal as a place to record your "wonderings", questions, and new words.  	Decorate your Reader's & Writer's Journal. This journal will be used for reading, vocabulary, word work, and a place to collect new words you will learn this summer.	How many words can you make with these letters? a, e, e, i, c, c, f, k, r, r, r, s  Create at least 15 words. Write them in your journal. Sort the words into 2 columns: long vowels and short vowels.  Use all letters to find the magic word.	Visit <a href="http://www.sheppardsoftware.com/states_map_abbrev_NL_10s10_500.html">http://www.sheppardsoftware.com/states_map_abbrev_NL_10s10_500.html</a> to practice your state abbreviations.  	Find several books about careers that interest you.  
---------------	--	---	---	---	---	--	---

**Summer Enrichment Packet  
Rising 5th Graders**

Directions: Keep your reading and writing skills sharp for next year by completing these activities.




**JUNE (continued)**

	Sunday	Monday	Tuesday	Wednesday	Thursday	Friday	Saturday
	Fluency	Comprehension	Journal Entry/Writing	Vocabulary	Word Work	Technology	Library Day
<b>Week 2</b>	<p>Listen to an audio book in the car or at home today. Then, listen again and read along.</p> 	<p>What have you learned about a career that interests you? What special skills do people with these jobs require? Where do they go to get these skills? Write your answers in your journal.</p>	<p>National American Eagle Day happens in June. The eagle is the symbol for the United States; it represents strength and freedom. Think of a symbol for your family and write what it stands for in your journal.</p>	<p>Synonyms are words with the same meaning. A curious person is eager to know or learn something. In your journal, brainstorm a list of synonyms for the word "curious." Place a star beside the words you want to add to your vocabulary!</p>	<p>Adjectives are words that describe other words. Find 10 adjectives in one of your books. In your journal, write a sentence using each adjective.</p>	<p>Visit <a href="https://www.education.com/games/grammar/">https://www.education.com/games/grammar/</a> and play the game.</p> <p>"Proper Noun Capitalization: Space", or a game of your choice.</p>	<p>If you could travel anywhere in the world, where would it be? Japan? Africa? South America? Check books out from the library about the places you would like to visit.</p>
<b>Week 3</b>	<p>Read one of the books you checked out of the library with a family member or to a family member for 25 minutes.</p>	<p><b>Culture</b> is a word for people's 'way of life', <b>meaning</b> the way groups do things. What have you learned about a culture from your library books? Tell how people in other places lives are similar or different from the way you live?</p>	<p>Write about what you would do on your dream vacation. Where would you go? What would you plan to see when you get there? Write about the adventures you would have.</p> 	<p>Unscramble these words that are related to travel. Use each word in a sentence.</p> <p>yeccrum aropspst lartnesta rafria sairterosven sutitro urto gdeui mcaare invacnstiaco iecinus</p>	<p>How many words can you make with these letters? a, a, i, o, o, n, n, p, r, r, s, t, t</p> <p>Create at least 15 words. Write them in your journal. Group words based on similar roots (like <i>art/artist</i>). Use all letters to find the "magic" word.</p> <p><i>Clue...Cars and trucks are different kinds of _____?</i></p>	<p>Time to brush up on your typing skills! Visit the Typing Factory at <a href="http://www.learninggamesforkids.com/keyboarding_game_s/typing-factory.html">http://www.learninggamesforkids.com/keyboarding_game_s/typing-factory.html</a> to practice.</p>	<p>Check out a poetry book. Try <i>Read a Rhyme</i>, <i>Write a Rhyme</i> by Jack Prelutsky, <i>A Pocketful of Poems</i> by Nikki Grimes or other poetry books.</p>

**Summer Enrichment Packet  
Rising 5th Graders**


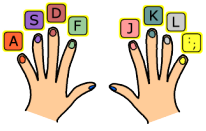


Directions: Keep your reading and writing skills sharp for next year by completing these activities.

**JULY**

	<b>Sunday</b>	<b>Monday</b>	<b>Tuesday</b>	<b>Wednesday</b>	<b>Thursday</b>	<b>Friday</b>	<b>Saturday</b>
	Fluency	Comprehension	Journal Entry/Writing	Vocabulary	Word Work	Technology	Library Day
							
<b>Week 4</b>	<p>Share a poem with a family member or friend. Feel the rhythm and rhyme as you read the poem.</p>	<p>Poetry uses imagery to help readers form a picture in their brain. What picture did you form in your brain while reading a poem? In your journal, draw the picture with specific details. Write a few sentences explaining the picture in your head supported by specific evidence from the text.</p>	<p>Write a poem about something you see in nature in the summer months. Use descriptive words that will help the reader create a picture in his/her mind.</p> <div style="text-align: center;">  </div>	<p><b>Antonyms</b> are words with opposite meanings. Provide antonyms for the following words: <i>energized</i>, <i>sharp</i>, <i>ancient</i>, <i>believe</i>, and <i>amuse</i>. Add the antonyms to your journal.</p>	<p>How many words can you make with these letters? a, e, u, g, l, n, s, s, s, s Create at least 15 words. Write them in your journal. Sort the words into 3 columns: singular words, plural words, and "other" words. Use all letters to find the "magic" word.</p>	<p>Visit <a href="http://www.readwritethink.org/classroom-resources/student-interactives/">http://www.readwritethink.org/classroom-resources/student-interactives/</a> to find activities that you can try.</p>	<p>Check out a chapter book, or continue reading a book that you have started. (If you need an idea for a new chapter book, visit <a href="http://www.pgcmis.info">http://www.pgcmis.info</a>.</p> <p>Enjoy!</p> <div style="text-align: center;">  </div>





## Summer Enrichment Packet Rising 5th Graders

Directions: Keep your reading and writing skills sharp for next year by completing these activities.

<b>Week 5</b>	<p>Read aloud to a family member from a magazine or newspaper. Make your voice sound interesting like a reporter on a news show.</p>	<p>Important ideas are the main ideas that the author wants the reader to learn from the selection. What important ideas did you find in your newspaper or magazine article? In your journal, write about how the author helped you to understand the important ideas. Did the author include pictures, diagrams, or bold print words?</p>	<p>Pretend you are a reviewer for the newspaper. Write a review of the last book you read. Be sure to include details from the text along with your opinion in your review.</p> 	<p>Idioms are a form a figurative language that should not be taken literally. The group of words has a separate meaning. What do these phrases mean?</p> <ul style="list-style-type: none"> <li>On the day of the play, I <b>got cold feet</b>.</li> <li>When I got to my new school, I felt like a <b>fish out of water</b>.</li> </ul> <p>Try using a few idioms of your own in sentences. Write them in your journal.</p>	<p>How many words can you make with these letters? a, a, e, i, o, l, n, r, t, x Create at least 15 words. Use all letters to find the magic word. Sort them into categories by long vowel sounds a-e (like cake), i-e (like mice), o-e like phone), or "other".</p>	<p>Time to brush up on your typing skills. Visit the Typing Factory at <a href="http://www.learninggamesforkids.com/keyboarding_games/typing-factory.html">http://www.learninggamesforkids.com/keyboarding_games/typing-factory.html</a> to practice!</p> 	<p>Check out another poetry books today. Try books by Jack Prelutsky, John Lyons or Nikki Grimes. Start reading!</p>
<b>Week 6</b>	<p>Read the poem aloud. Practice reading it <b>FLUENTLY</b>: with expression, making it sound like you think the poet meant each word to sound. Perform the poem for your family.</p>	<p>Select another poem from your poetry book or website. What is the author trying to tell you? In your journal, describe the tone of the poem (humorous, sad, scary, uplifting, etc.). Share the author's message with a family member.</p> 	<p>Choose your favorite poem. Talk about what the poem meant to you and why you liked it. Ask a family member or friend to share his/her ideas about the poem. How are your ideas alike or different from your family member or friend? In your journal, write a paragraph comparing your thoughts.</p>	<p>Figurative language is used to help the reader create a picture in their mind. A <b>simile</b> is a comparison between two unlike things using the words "like" or "as." Examples: She is a pretty as a picture. My mom watches me like a hawk. Describe a person you know using similes. Write at least 3 similes your journal.</p>	<p>How many words can you make with these letters? a, o, u, d, g, l, n, p, r, y Create at least 15 words. Use all letters to find the "magic" word. Sort the words into 2 columns: Words with 1 syllable, and words with 2 syllables.</p>	<p>Visit <a href="http://www.wordle.net">http://www.wordle.net</a> and make a "word cloud" filled with some of the new words that you have learned this summer. Glue your "word cloud" into your journal.</p>	<p>Time for a new book! Check out a biography about a famous American. Think about a person you are interested in learning about. Books about Mamie Johnson, Louis Armstrong, Marian Anderson and others can be found at the library. Start reading!</p> 

## Summer Enrichment Packet Rising 5th Graders




Directions: Keep your reading and writing skills sharp for next year by completing these activities.

<b>Week 7</b>	<p>Reread a part of your book to your younger brother or sister or a friend. Use different voice inflections to match the mood of the story.</p> 	<p>Write about a famous American in your journal. Tell about a life lesson you learned from this person. How will this lesson impact your life?</p> 	<p>Think about a person you admire. It could be a family member or friend, a teacher, or another person from the community. Write about that person, and share your story with them.</p> 	<p>Figurative language is used to help the reader create a picture in their mind. <b>Metaphors</b> compare without the words "like" or "as."</p> <p>Examples: His hands are icicles The soldier is a fearless lion in battle.</p> <p>Describe a person you know using metaphors. Write at least 3 metaphors in your journal.</p>	<p>How many words can you make with these letters? a, e, o, g, h, p, r, r, s, s</p> <p>Create at least 15 words. Use all letters to find the "magic" word. Sort the words into 2 to 3 columns of your choice!</p>	<p>Visit <a href="http://www.funbrain.com/kids-center.html">http://www.funbrain.com/kids-center.html</a> for online reading/language arts games.</p> 	<p>Try another selection from the Public Library's recommended book list for 5<sup>th</sup> grade students. <a href="https://pgcmls.info/images/pdfs/pgcmls/Book_Lists/Fifth_Grade_Book_List_2019-2020.pdf">https://pgcmls.info/images/pdfs/pgcmls/Book_Lists/Fifth_Grade_Book_List_2019-2020.pdf</a></p>
---------------	--	---	--	--	---	--	---

## Summer Enrichment Packet Rising 5th Graders

Directions: Keep your reading and writing skills sharp for next year by completing these activities.


### AUGUST

	Sunday Fluency	Monday Comprehension	Tuesday Journal Entry/Writing	Wednesday Vocabulary	Thursday Word Work	Friday Technology	Saturday Library Day
<b>Week 8</b>	<p>Record you and a family member reading your favorite type of book. Think of ways to make it interesting. Read at different paces, add sound effects, whisper or even read loudly. No matter how you read, read it fluently!</p> 	<p>Plan a Booknic! That's a reading themed picnic with your family members. Discuss the books you have read this summer. Share your favorite parts and thoughts about your book, and have them share theirs.</p> 	<p>Choose one of your favorite books. Think about why this is your favorite book. In your journal write a letter to the author telling him/her how much you like their book.</p> <p>Give specific evidence from the text to support your reasons.</p>	<p>Think of five words you have learned this summer. In your journal, practice some of the vocabulary skills you have reviewed this summer. Write synonyms or antonyms for the words. Can you use them to write a simile or metaphor to describe someone or something? Be as creative as you like!</p>	<p>How many words can you make with these letters? a, a, o, b, d, k, l, r, w</p> <p>Create at least 15 words. Write them in your journal. Sort your words into 2 to 3 categories of your choice. Use all letters to find the "magic" word.</p>	<p>Visit <a href="https://www.education.com/games/grammar/">https://www.education.com/games/grammar/</a> Play "Sentence vs. Fragment: Floyd Danger Adventure", a fun treasure hunting game!</p>	<p>Next week you are going to begin your end of year summer project. Check out books that will help you with your project.</p>
<b>Week 9</b>	<p>Watch the Kid Citizen Episode of <a href="#">What is a Primary Source Document</a> Discuss what you watched with a family member.</p>	<p>What artifacts did Ella share on her expedition to the past?</p>	<p>Take another journey with Ella and learn about child labor. <a href="https://kid-citizen.muzzylane.com/sample/web/1b282f32-8031-48bb-841d-291fd5b9dc58">https://kid-citizen.muzzylane.com/sample/web/1b282f32-8031-48bb-841d-291fd5b9dc58</a></p> <p>Write a journal entry and title it "Child Labor Laws Help..."</p>	<p>Think of five words you have learned on the child labor journey. In your journal, write synonyms or antonyms for the words. Can you use them to write a simile or metaphor to describe someone or something? Be as creative as you like!</p>	<p>What would you tell Congress about children working? Write your senator a letter about why it is important to protect children.</p>	<p>Ask a family member for help and teach them something about investigating the past! Record a video of you investigating the past. Pick 3 artifacts to share and explain what it means about the past.</p>	<p>Time for another book! Check out a biography about a famous Americans in the 1920's. Think about a person you are interested in learning about.</p>
<b>Week 10</b>	<p>Read one of the books you checked out of the library with a family member or to a family member for 25 minutes.</p>	<p><b>History</b> is the study of past events, <b>meaning</b> it is the story we learn about a different time by looking at artifacts. What have you learned about a United States History from your library books? Tell how people in United States lived different from the way you live today?</p>	<p>Write about what you would do if you could travel back in time. What year would you visit? Who would you plan to see when you get there? Write about the experience you would have.</p> 	<p>These words that are related to history. Define each term. Use each word in a sentence to describe how each word helps us make sense of the past.</p> <p>Artifact, primary source, account, point of view, era, memoir, biography, landmarks.</p>	<p>What do you know about the history of your town? Create at least 15 words. Write them in your journal. Group words based on the categories listed: Culture; Famous People; Landmarks</p>	<p>Pick a book that tells the story about United States History during a selected year. Each chapter of the book will represent a square on your digital quilt. The quilt should represent the characters, events, historical date and artifacts used to tell the story. Pick an image that represents each chapter and place it together in a grid. Title your literary quilt "The Life and Times of _____"</p>	<p>Try another selection from the Public Library's recommended book list for 5<sup>th</sup> grade students. <a href="https://pgcmls.info/images/pdfs/pgcmls/Book_Lists/Fifth_Grade_Book_List_2019-2020.pdf">https://pgcmls.info/images/pdfs/pgcmls/Book_Lists/Fifth_Grade_Book_List_2019-2020.pdf</a></p>



**Summer Enrichment Packet**  
**Rising 5th Graders**

Directions: Keep your reading and writing skills sharp for next year by completing these activities.

<b>Week 11</b>	<p>Write a commercial about the favorite book that you read this summer. Read your commercial to your family as if you were on TV or the radio.</p>	<p>“Be an Angel Day” is in August! Think of unusual or interesting ways that you could be an angel to members of your family. Try out an idea or two!</p> 	<p>Think about the things you would like to accomplish in 5<sup>th</sup> grade. Safety patrol? Honor roll? Make a list of the things in your journal and the plan for how you will achieve them.</p>	<p>Write three similes and two metaphors that describe how you feel about starting 5<sup>th</sup> grade.</p>	<p>Unscramble these words related to back to school and write them in your journal.</p> <p>oboetnok nofruim mowhroek kbaboog dengaa lneapnr</p>	<p>Visit <a href="http://www.internet4classrooms.com">www.internet4classrooms.com</a> for interactive language arts skill builders.</p>	<p>Summer vacation is almost over. Be sure to return all books to the library!</p>
----------------	---	---	--	--	---	---	--

## Summer Adventure ~ Books I've Read

Chart your summer reading here! List the books you have read on this page. Depending on how fast you read and how much you read each day, you may have completed more books than suggested on the calendar.

Book Title	Author	Genre	Number of Pages	Recommendation to Other Readers

Name: \_\_\_\_\_ School: \_\_\_\_\_